

DIRECTIONS TO WAIKOLOA FROM KONA

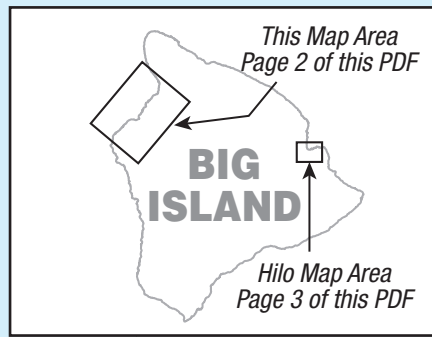
Leaving Kona Airport, turn left onto Highway 19. After you pass the entrance to Waikoloa Beach Resort on your left, take the next right on Waikoloa Road, then immediately right onto the access road.

DIRECTIONS INTO HILO HELIPORT

Entering Hilo airport, turn into the airport terminal parking. Blue Hawaiian is directly across the street inside the Main Terminal



BIG ISLAND

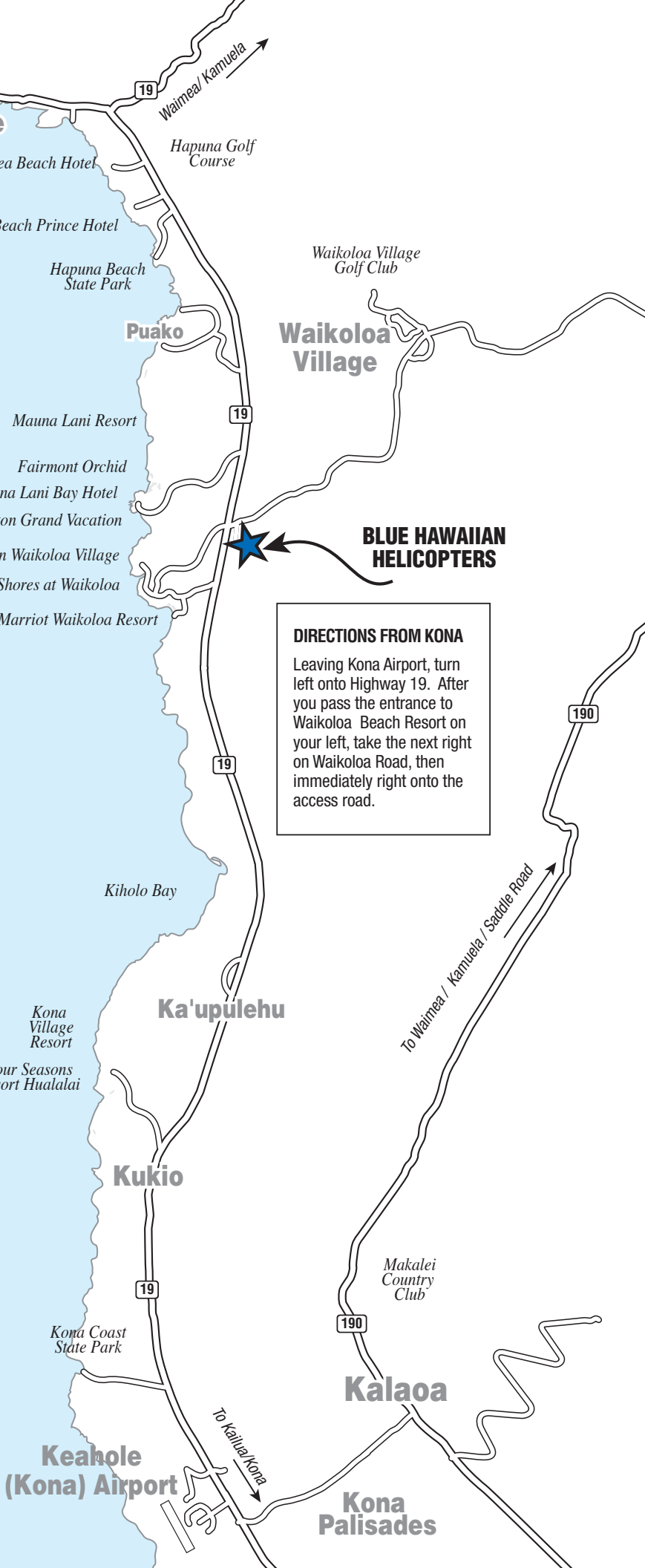


See Overview Map
Page 1 of this PDF

This Map Area
Page 2 of this PDF

Hilo Map Area
Page 3 of this PDF

BIG ISLAND



Kawaihae

Mauna Kea Beach Hotel

Hapuna Beach Prince Hotel

Hapuna Beach State Park

Puako

Mauna Lani Resort

Fairmont Orchid

Mauna Lani Bay Hotel

Hilton Grand Vacation

Hilton Waikoloa Village

The Shores at Waikoloa

Marriot Waikoloa Resort

Waikoloa Village

Waikoloa Village Golf Club

BLUE HAWAIIAN HELICOPTERS

DIRECTIONS FROM KONA

Leaving Kona Airport, turn left onto Highway 19. After you pass the entrance to Waikoloa Beach Resort on your left, take the next right on Waikoloa Road, then immediately right onto the access road.

Kiholo Bay

Ka'upulehu

Kona Village Resort

Four Seasons Resort Hualalai

Kukio

Kona Coast State Park

Keahole (Kona) Airport

Kalaoa

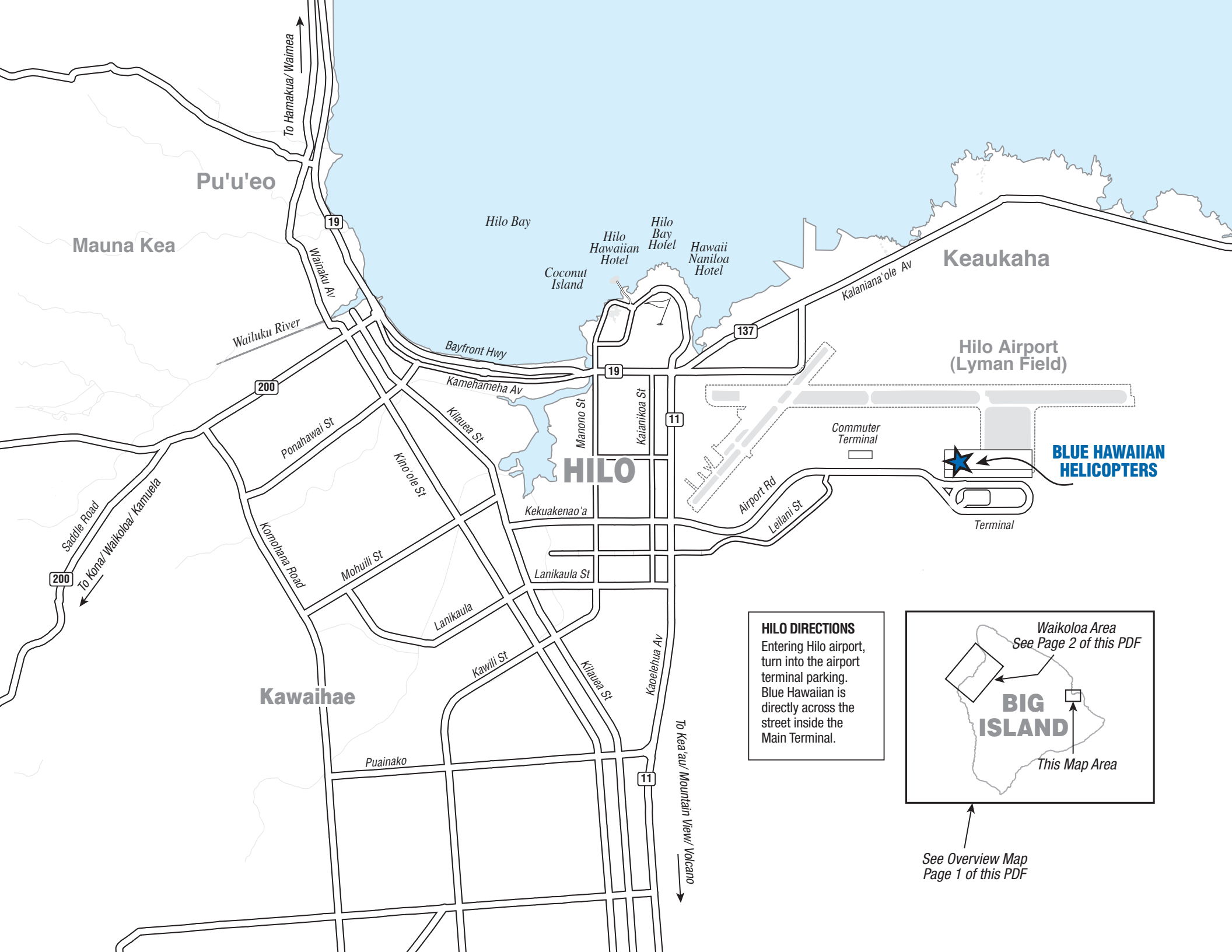
Makalei Country Club

Kona Palisades

Waimea / Kamuela

To Waimea / Kamuela / Saddle Road

To Kailua/Kona



Pu'u'eo

Mauna Kea

Hilo Bay

Keaukaha

Hilo Hawaiian Hotel
Hilo Bay Hotel
Hawaii Naniloa Hotel

Coconut Island

Hilo Airport
(Lyman Field)

HILO

**BLUE HAWAIIAN
HELICOPTERS**

HILO DIRECTIONS

Entering Hilo airport, turn into the airport terminal parking. Blue Hawaiian is directly across the street inside the Main Terminal.



See Overview Map
Page 1 of this PDF